

Remember: A Naming Word tells WHO or WHAT the sentence is about.

Fun with Naming Words – Nouns



Complete each sentence with a Naming Word.
There are **NO WRONG ANSWERS**. Have fun!

Naming Words



alligator



ape



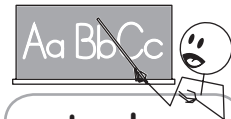
dog



father



mother



teacher

1. The _____ is dancing .

2. My _____ is smiling .

3. My _____ can sing .


Remember: An Action Word tells WHAT is happening in a sentence.

Fun with Action Words – Verbs



Complete each sentence with an Action Word.
There are **NO WRONG ANSWERS**. Have fun!

Action Words



jump



read



roar



run



sing



sleep

1. The big cat  will _____.

2. My teacher  can _____.

3. Look, the bird  can _____.

Remember: Every sentence must have a Naming Word (noun) and an Action Word (verb).




In each sentence below, circle the Naming Word with a RED crayon, then circle the Action Word with a BLUE crayon.

1.



2.




3.



Write your own sentence using an Action Word and a Naming Word, then draw a picture to match it.

Hint: Look on page 1 and page 2 for words to help you.

Handwriting practice lines consisting of a solid top line, a dashed middle line, and a solid bottom line.



**Remember: A Describing Word tells about the Naming Word—
it makes your sentence more interesting!**

Fun with Describing Words



Add a Describing Word to each sentence.

There is more than one correct answer. Have fun!

Describing Words



big

little



happy



sad



funny



fuzzy



smart

1. The _____ dog  is jumping!

2. Look at the _____ balloons .

3. I am a _____ child .

Remember: A Where Word tells WHERE the action takes place.


Fun with Where Words




Complete each sentence with a Where Word.

There is more than one correct answer. Have fun!

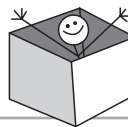
Where Words




behind




beside



in



on



under

1. The ball  is _____ the blanket .

2. My teacher is  _____ her desk .

3. The king  is _____ his castle .

- . A Period goes at the end of a telling sentence.
- ? A Question Mark goes at the end of an asking sentence.
- ! An Exclamation Point goes at the end of an exciting sentence.

Missing Ending Marks



Be a newspaper reporter!

Finish the story below by filling in the missing ending marks.

STARFALL★TIMES

Level II

Where children have fun reading the news!

Reporter

Kitty Cat Missing


My white cat is missing ○

Her name is Mittens ○

Have you seen her ○

She was last seen chasing a mouse ○

If you find her, PLEASE call me ○



Remember: A Connecting Word joins parts of a sentence.

Connect a Sentence



1. Circle a sentence beginning.
2. Pick a connecting word.
3. Circle a sentence ending.
4. Write your sentence.

beginning



My teacher is great



My friend is funny



The dog barks



The cat is silly

connecting

words

because

and

when

if

ending

he eats bananas.



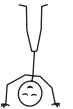
she hops on one foot.



she reads books.



he is upside down.



Naming Words

it


she




ball



balloons



bike



boat



book



cake



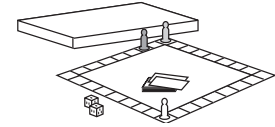
crown



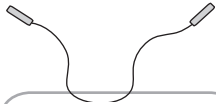
dinosaur



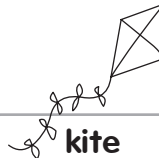
doll



game



jump rope



kite




kitten



money



paint



plane



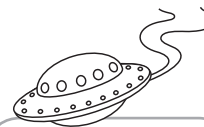
present



puppy



skates



spaceship



teddy bear



whale

Describing Words

new

shiny



fuzzy



happy



big



little

Action Words

gets

is

likes

loves

opens

thanks

Name: _____



Kate's Birthday

Kate gets a surprise present!



**What is Kate's surprise?
Draw a picture of what
is inside the box,
then write about it.**



Naming Words

I

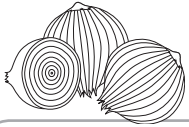
it

candy cane

cheese

cookies


olives



onions



pepper



pepperoni



salt



sauce




tomatoes

Action Words

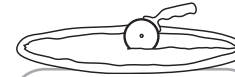
get

put


take



bake



cut

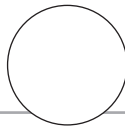


mix

Describing Words



hot



round



yucky



yummy



big



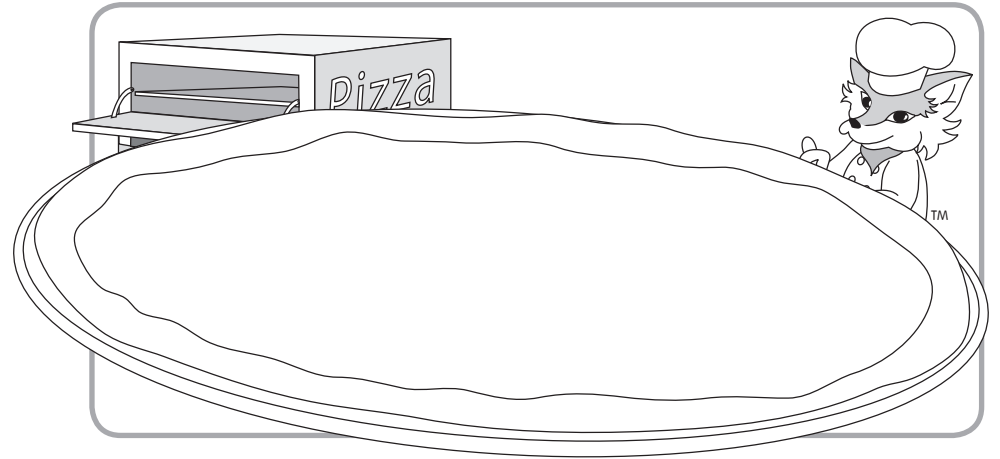
little

Name: _____

Make and Bake



**Draw what you want on your pizza,
then write about how to make it.**



Naming Words

he

it

she

beanstalk

bees

corn



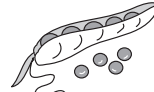
flower



garden



monster



peas



rain




rose



sun




sunflower



tree



vine



weeds



day

night

Action Words

grows


sees



digs



plants



waits



waters

Describing Words



short



tall



big



little

Name: _____

Three Seeds


Pete planted three big seeds.
Three weeks later he sees...




**Draw a picture of what grew,
then write about it.**



Naming Words



Action Words




Name: _____

The Beehive


The bear sees a beehive.
"Buzz, buzz, buzz!" say the bees.
"Sweet honey!" says the bear.



Draw a picture of what will happen next, then write about it.

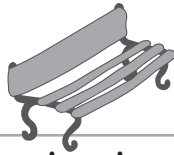


Naming Words



he

balloons



bench



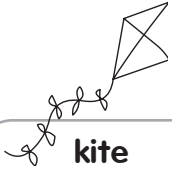
bike



bush



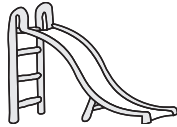
fence



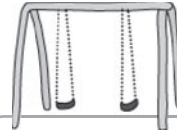
kite



seesaw




slide



swings



tire




tree


Where Words



behind




beside




inside



on

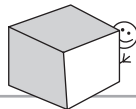


outside



under

Action Words

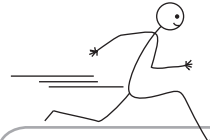


go

hide



play



run



sit



stand


Name: _____

Hide and Seek!

Mike wants to play with YOU.
"Ready or not, here I come!" he says.



**Write a story about where YOU
are going to hide!**



Naming Words

he


I

it

she

they

we



castle



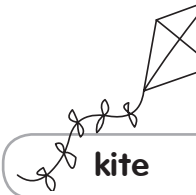
clouds



dinosaur



king



kite



mice



moon



queen



rainbow

sky



stars



sun

Action Words

came

flew

ran

rode

saw

went

Describing Words



happy



sad



rich



poor



young



old



big



little



asleep



awake

Name: _____

Sky Ride!

Pretend that you can ride
your bike in the sky.



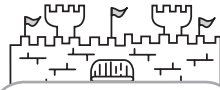
**Draw a picture that shows
WHERE you would go and
WHAT you would see,
then write about it.**



Naming Words

he

it



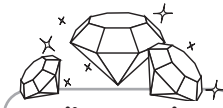
castle




child



crown



diamonds



dragon



father



gold



ice-cream cone



joker



jump rope



mother



music




queen



rose



throne



unicorn

Action Words

got

had

liked


sat

saw

was




danced



jumped



laughed



played



sang



smiled

Connecting Words

and

because

when

with

Name: _____

Old King Cole

"Old King Cole was a happy old soul,
and a happy old soul was he."



**What made Old King Cole so happy?
Draw a picture of it, then write
about it.**



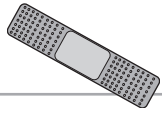
Naming Words

he

it

she

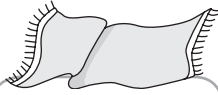
they



bandage



bed



blanket



button



cone



crayon



doctor



friend



mother



paint



teddy bear



yarn

Action Words

fix

get

help

make

use


want



cut



glue



play




sew




tape

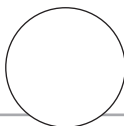
Describing Words



fuzzy



nice



round



big



little



happy




sad

Name: _____


**Oops! I broke my
teddy bear's nose.**



**How can the girl fix her
teddy bear? Draw a picture,
then write about your solution.**



Naming Words



Action Words

fell



cried



laughed



melted



rolled



smiled

Describing Words



wet



short



tall



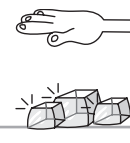
big



little



hot



cold

Name: _____

Cute Snowman

June and Duke made a huge snowman.
He had ice cubes for eyes and a prune for
a nose. Then... the hot sun came out!



Write a story about what happened next.



Picture Dictionary



afternoon



bike



book



chair



chalk



chase



children



clean



crayon



day



desk



draw



drink



ear



eat




eraser



eyes




feet



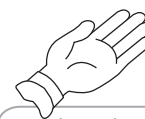
fire drill



friend



game



hand



home



homework



jump



line



lunch



marker



money



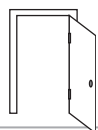
morning




nice



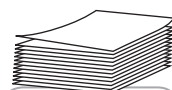
note



open



outside



paper



pencil



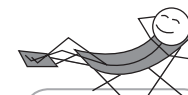
playground



quiet



read



rest



room



run



school



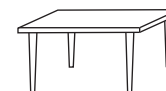
sign



snack



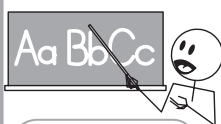
stop




table



tape



teacher



throw



time



under



voice



week



write



yell


Name: _____

Class Rules

"If I were the teacher,
my **THREE** rules would be..."



Write YOUR three rules below.




1.

2.

3.



Naming Words



book



boots



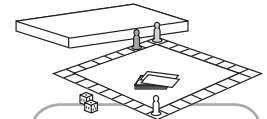
computer



dad



friend



game



house



mom



mud



pail



paint



puddle




rain




raincoat



sun



train




TV



umbrella


Action Words

get



help

look



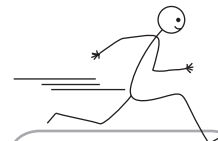
jump

play



read


put



run



sleep



wait

Describing Words

dry

wet

Where Words

in

with

Name: _____

Rain

Rain, rain, go away,
come again some other day!



**Draw a picture of what you
like to do when it rains,
then write about it.**



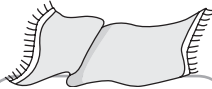
Naming Words




ball



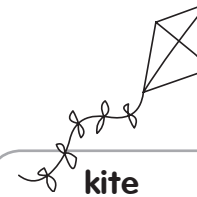
bird



blanket




fish



kite



pail



popsicle




sailboat



sand



seahorse



shark



shells



shovel



sun



sunglasses



surfboard



umbrella



waves

Action Words



make

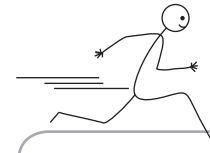
dig



dive



float



run




swim

Describing Words



itchy



hot

cold



big



little

Name: _____

Dream Beach



What do you see at the beach?

What do you do there?

Draw a picture, then write about it.



Naming Words



armadillo



barn




cart



cat



corn



cow



dog



duck



farmer



garden




goat



hay



hen



horses



pond



rabbit



sheep



tractor


Action Words

are

go

have

put



jump



play



push

pull



ride



run



work

Where Words

behind

beside

in

on

Connecting

Words

and

because

or


with

Name: _____

My Farm



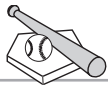
**Imagine you have
your own farm.
Draw a picture of
your farm, then write
about it.**

A large, empty rectangular box with rounded corners, intended for drawing a picture of a farm.A series of horizontal lines for writing, consisting of a solid top line, a dashed middle line, and a solid bottom line, repeated multiple times.

Naming Words




ballet



baseball



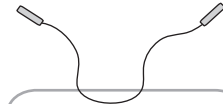
basketball



bike




book



jump rope



karate



math



music



science



skates



soccer

Action Words


go



dance




dive



jump



kick



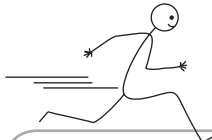
play




read



ride



run



skate




swim




write


Describing Words



hard



harder




hardest



fast



faster



fastest

Name: _____


Starting Something New




**What is the hardest thing
you have ever learned to do?
Draw a picture, then write about it.**

A large, empty rectangular box with rounded corners, intended for drawing a picture related to the prompt.A series of horizontal lines for writing, consisting of solid top and bottom lines with a dashed middle line, repeated five times.


Dinosaurs




Long-neck
(Brontosaurus)



Spike-back
(Stegosaurus)



Three-horn
(Triceratops)



T. Rex
(Tyrannosaurus rex)

Action Words


helped

sat

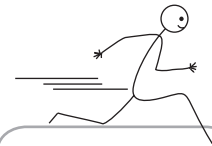
stopped



ate



jumped



ran

Where Words

backward

forward



down



up

Describing Words



big



little



strong

Connecting Words

and

because


or

when

with

Name: _____

The Story of Three-horn



"Hello, lunch!" said T-Rex.

Three-horn looked up at T-Rex and...



What do you think Three-horn did next?

Draw a picture, then write about it.



Naming Words

her

him

I

somebody

something

you

Action Words

be

feel

get

give

help

is

like

love

make

share

thank

want

Describing Words

best

good

happy

kind

nice

Connecting Words

and

because

but

if

or


Name: _____

Give or Get?




Is it better to GIVE or to GET?

What do you think? Write a story to explain why.



Naming Words



acrobats



animal trainer




ball



clown



dancer



elephant



horse dancer



juggler



lion



ringmaster




tightrope walker



unicycle rider

Action Words

catch



play

dance



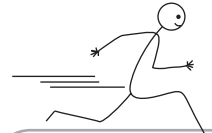
ride

jump



roar

like



run

throw



work

wish



yell

Describing Words

awesome

hard



funny



happy




strong

Name: _____



Join the Circus

"Join the circus. It's the best show in the world!"

**What do you want to be in the circus?
Draw a picture, then write about it.**



draw yourself here



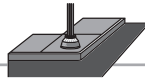
Naming Words



bus



car



curb



fire truck



garbage can



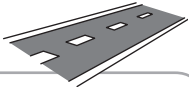
police car



stop sign



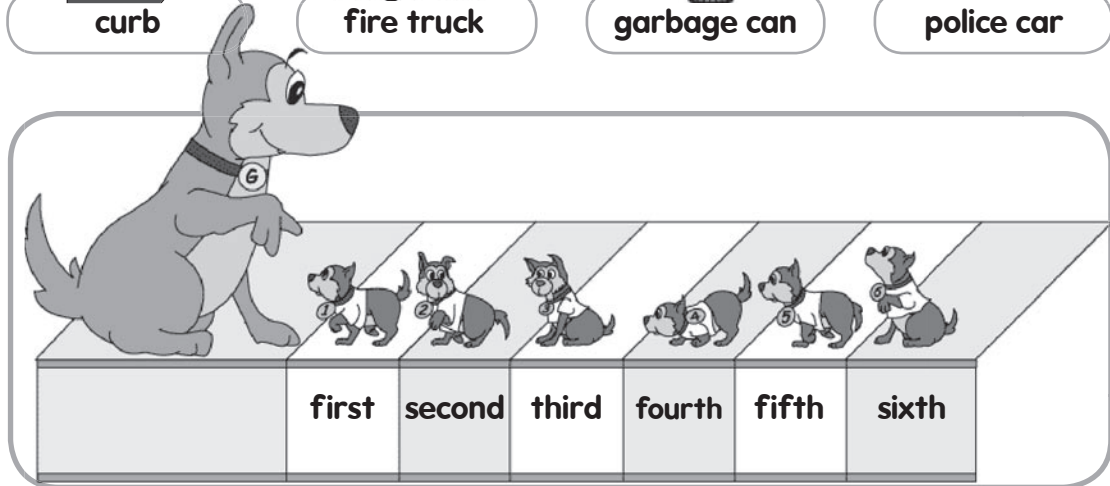
store



street



townhouse



Action Words



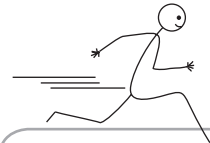
barking



eating




jumping



running



sleeping




walking


Where Words




behind



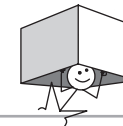
beside



in



on



under


Name: _____

The Third Puppy


Gert counted her puppies:
"One, two, four, five, six."
Oh no! Where is her third puppy?



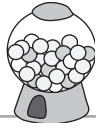
Where is the lost puppy?
Write a story about where Gert finds it.



Naming Words



bag



bubble gum



candy canes




candy corn



chocolate



friend



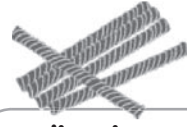
gummy bears



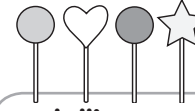
ice-cream cone




jelly beans



licorice



lollipops



pretzel

Connecting Words

and

because

if

or

when

with

Action Words

like

want

share



chew



eat



lick

Describing Words

all

good

most

only

some

sweet



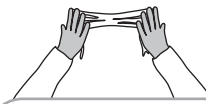
full



happy



sick



sticky



yucky



yummy

Name: _____

Candy Land


Get ready, everybody—
take all the candy you want!
Yummy!



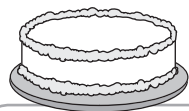
WHICH candies do you want?
Write a story to explain why.



Naming Words




ants



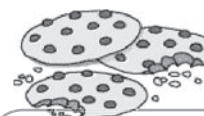
cake



candy



cereal



cookies



cream pie



ice cream



jello



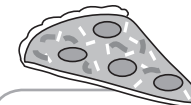
jelly



napkin



peanut butter



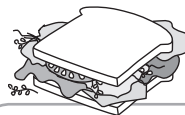
pizza




popcorn



pudding



sandwich



sauce



spaghetti



sloppy joes

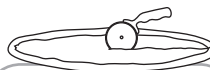
Action Words



bake




chew



cut



eat



mix



throw

Describing Words

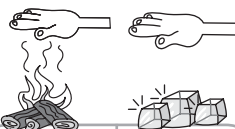
gummy

hungry

messy

spicy

sweet

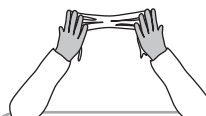


hot

cold



happy



sticky



wet



yucky



yummy

Name: _____

Messy Food



**Draw yourself eating
your favorite messy food,
then write about it.**



Naming Words

Sunday

Monday

Tuesday

Wednesday

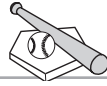
Thursday

Friday

Saturday



art



baseball



basketball



computer



Grandma




Grandpa



gymnastics



karate



math



music



reading



soccer



TV

Action Words

do

get

go


look

make


visit



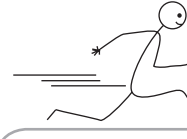
dance



jump



play



run



sing



swim

Connecting

Words

and

because

when

with

Name: _____



Favorite Day

My favorite day of the week is...



Why do you like your favorite day?

Draw a picture, then write about what makes it fun.

A large, empty rectangular box with rounded corners, intended for a drawing. In the bottom-left corner, there is a small, tilted calendar grid. The grid has columns for the days of the week: Tuesday, Wednesday, Thursday, Friday, and Saturday. The dates shown are 3, 4, 5, 6, 7 in the first row; 10, 11, 12, 13, 14 in the second row; and 17, 18, 19, 20, 21 in the third row. The calendar is tilted at an angle, with the top-left corner pointing towards the top-left of the page.

Naming Words




alligator



bat




cat



dinosaur



dog



elephant



hippo



koala bear



lion



monkey



parrot



penguin



rabbit



shark



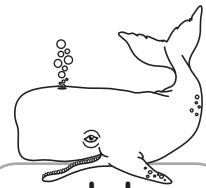
snake



tiger



turtle



whale

Action Words

find

fly

go

jump

wish



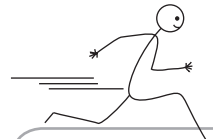
bark



climb




hop



run



swim



walk

Describing Words

kind

smart

slow

fast

strong



big



little

Name: _____

What Animal Am I?

If I could be any animal,
I would be...



**Draw the animal you would like
to be, then write about why.**

A large rectangular box with rounded corners. On the right side of the box is a cartoon illustration of a boy with dark hair, wearing a grey t-shirt, resting his chin on his hand and looking thoughtful. The rest of the box is empty for drawing.

Four sets of horizontal writing lines, each consisting of a solid top line, a dashed middle line, and a solid bottom line.