

Jolly Phonics Workbook 7

qu ou oi ue er ar

Sue Lloyd and Sara Wernham Illustrated by Lib Stephen



Jolly **Phonics Workbook 7**

*The Jolly Phonics Workbooks teach progressively, with more to learn in each Workbook.
Progress can be assessed on the skills checklist below.*

Reading

**Recognizes the seventh group of sounds -
qu, ou, oi, ue, er, ar.**

pages 2-10 and 15-17

☐

Can blend regular words with this group of sounds.
For example: round, brown, queen, butter, farmer, boil, shout.

page 21

☐

Writing

**Can write the seventh group of sounds -
qu, ou, oi, ue, er, ar.**

pages 3-10 and 17

☐

Can also write regular words using these sounds, such as:
out, spoil, star, dark, later, quick, quit, count.

**Understands that many sounds have more
than one way of being written.**

pages 20, 21

☐

For example: oi/oy (boil/boy), ou/ow (out/owl), er/ir/ur (her/bird/turn).


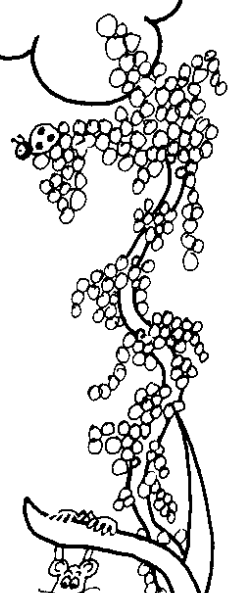
**Can begin to choose between er, ir and ur
in spelling words.**

page 20

☐



Write your name.



QU

On sunny days Inky, Snake and Bee
go to see the ducks.

Inky pretends her paws are a beak
and shouts *qu, qu, qu*.



Action: Make a duck's beak with your hands and say *qu, qu, qu*.

q is always followed by u.
The letter q borrows the sounds of K and W.

You never
write

~~kw~~


always

qu ✓


qu qu qu qu qu qu

qu qu qu qu qu qu

qu qu qu qu qu qu



Capital



ack

een

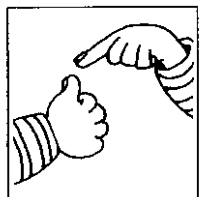


squirrel

Q U Q U Q U

"Ou!" cried the girl "I've pricked my finger with the needle".

ou



Action: Pretend your finger is a needle and prick your thumb saying *ou, ou, ou*.

ouch ouch

Copy

our

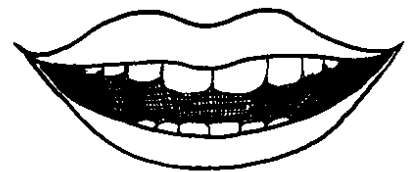
ou ou ou ou ou ou

ou ou ou ou ou

ou ou ou ou



house



cloud

mouth

Read the words


count

round

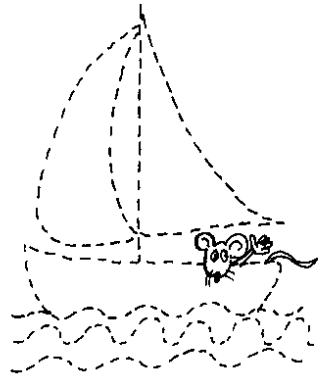
shout

"Oi!, ship ahoy" shouted the captain of the ship.


oi



Action: Cup hands around mouth and shout as if to another boat,
oi!, ship ahoy!



oi! ship ahoy!



Copy

oi

oi

oi oi oi oi oi oi oi

oi oi oi

oi oi oi

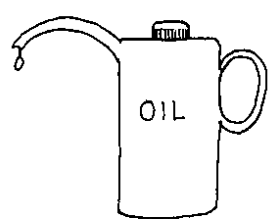
oi

oi oi


oi

oi oi

oi



point



boil

Read the words

coin

...

joint


...

spoil

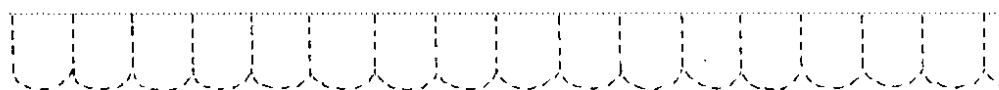

...

ue

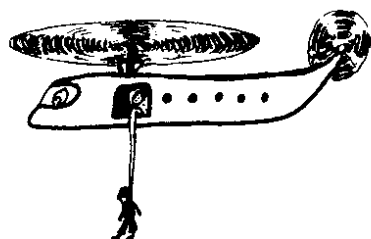

Inky, Snake and Bee are playing 'Guess Who?'
When the music stops they guess who has the
ring, pointing and saying *ue*.



Action: Point to people around you and say *you, you, you*.



ue is the last vowel sound. Watch Out!





resc

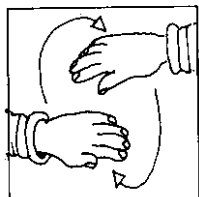
barbec



There are two other ways to write the ue sound.



er

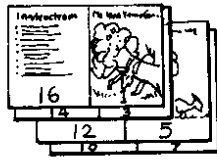


10

Instructions

For making The Bad Tempered Goat book.

1. Take out the 2 middle pages of your workbook.
2. Cut and separate the 2 pages and place one on top of the other.
3. Cut along dotted line marked with scissors.
4. Put the 2 pieces on top of the others. Keep the title page at the front. Check your page numbers.
5. Fold to make your book.




Keep the
title page
at the front.
Check
your page
numbers.




16

The Bad Tempered Goat.



To Bee from Snake.


1



Then he butted the trunk of the oak tree.

12


He used to shout very loudly,



and butt his horns against the tree trunk when he was angry.

5

Farmer Brown has lots of animals on his farm.




2



The goat felt very silly and promised never to be bad tempered again.


15



It was a Monday morning and Farmer Brown was feeding his animals.

6


The goat got very angry.



He ran up and down.

11


He was stuck.




Farmer Brown had to get out his tractor to help the goat get free.

14

Then he flew down and sat on the goat's horns.



10



He has rabbits pigs cows horses chickens and a goat.


3



He had just given the goat a big bag of oats ... when ...


7

The goat had a very bad temper.



4


crack! creak! crunch!



He butted the tree so hard that the tree fell on top of him.


13

... a cheeky robin took a quick mouthful and



flew up to the lowest branch of the oak tree.

8



"Good Morning," he shouted down to the goat.

9



gingerbread



gl

er

er

er

er

er

er

er

er

er

er

er

er


er

er

er


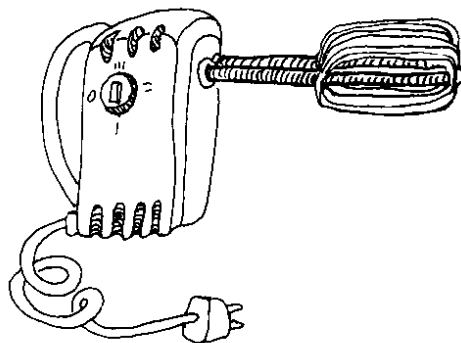
er

er



g m

mix



dinn

Read the words


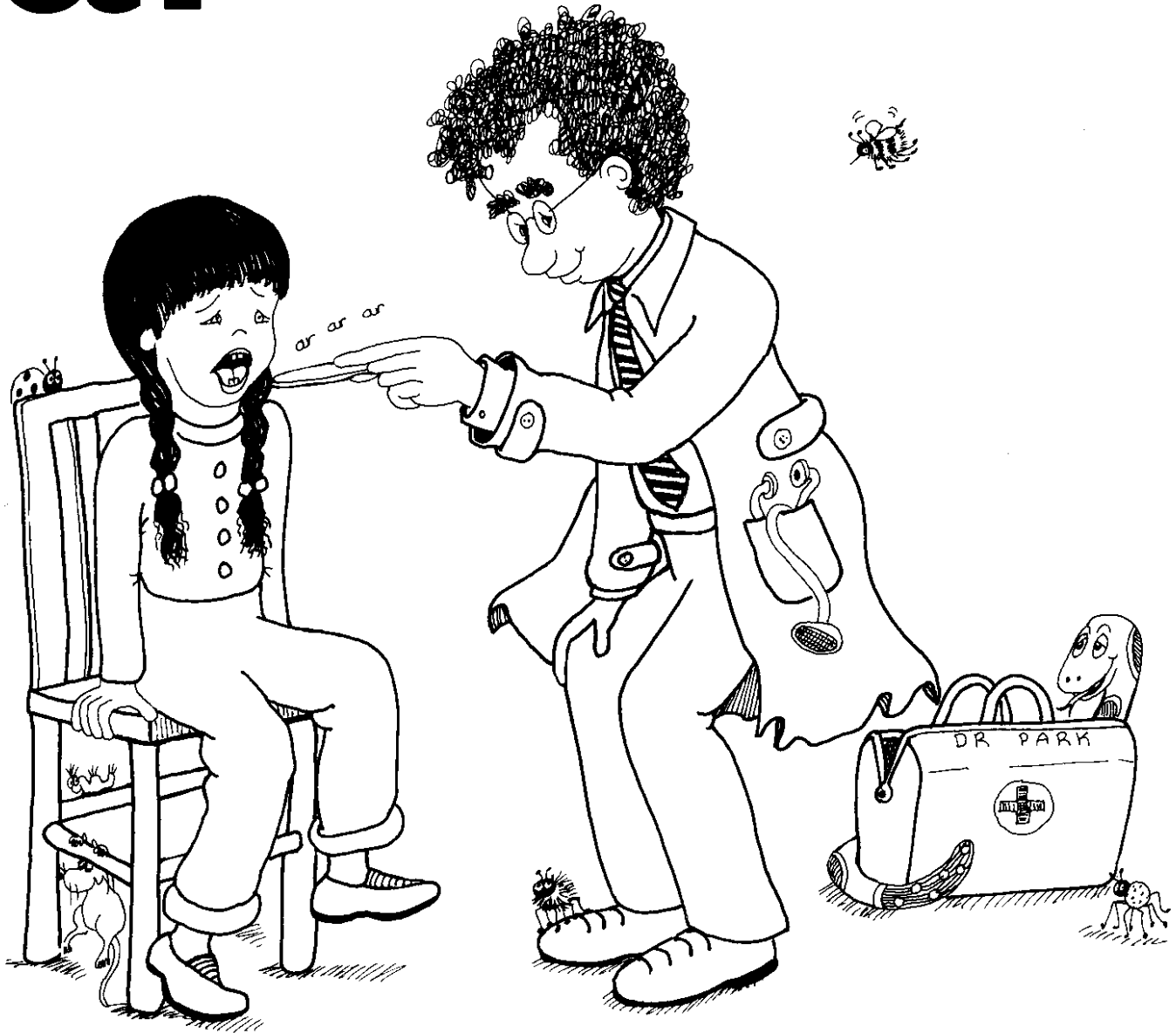
winter
.....

summer
... ..

sister
.....


ar

The girl has a very bad sore throat. The doctor makes her say *ah*.



Action: Open mouth wide and say *ah*, as if at the doctors.

Mind the sharks to reach the chart.



ar ar ar ar ar ar ar


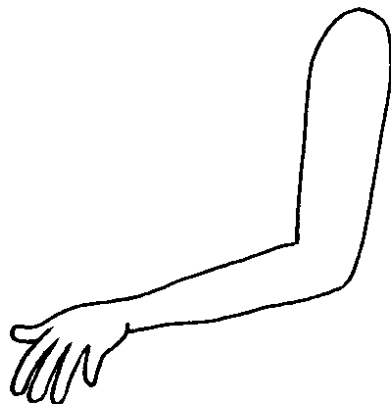
ar ar ar ar ar ar

ar ar ar



st

m




o

Practice of the o and w shapes.

ou

ow

owls



Wordsearch

oi

oy

t	o	y	a	f	c
d	p	o	i	n	t
p	e	k	v	z	j
c	o	i	n	g	o
h	r	u	b	o	y
o	i	l	m	q	s

oil

coin

boy

point

toy



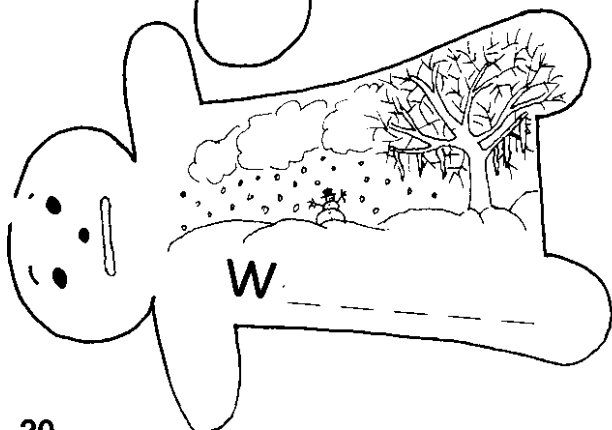


joy

Choose the correct 'er'.

er

ir

ur



Read each word and draw a picture of it.



ou



ow



mouth

cow

brown

clown

owl

cloud



crown

house

mouse




Write a sentence about each picture.





The number 7

1 2 3 4 5 6 7




seven seven seven

In this last book in the series, the numbers eight and nine have been included.




eight eight eight



nine nine nine


Activity




Add *ue* trees to
your vowel forest.
(From workbook 4).



Make some gingerbread people.
Decorate them with currants or icing.



Make a star and clouds picture.
Collect *ar* words to go in the stars
and *ou* words for the clouds.



Ouch!

Read the story of Sleeping Beauty
who pricked her finger on a needle.

Pages 5, 21. The *ou* Sound.

As with other sounds, the sound is introduced first with one spelling, *ou*, and then the alternative, *ow*, is introduced later. However the *ow* spelling has two common sounds, the sound in cow/how/now, or the sound in low/grow/show. After explaining the difference, use the rule "if one doesn't work, try the other" to help in the reading.

Page 9. The *ue* Sound.

Like the *ow* spelling, the three spellings used for the *ue* sound can also have an alternative. In this case the alternative is the *oo* sound, as in moon. Examples of these *ue*/*u-e*/*ew*, spellings with the *ue* sound are cue/cube/few. Examples with the *oo* sound are blue/June/flew. Again in reading, "if one way doesn't work, try the other". In writing though, the correct one has to be learned to get the right spelling.

Pages 11-14. An easy Reading Book.

Pull out the middle pages to make this small book. All the sounds introduced in the Jolly Phonics Workbooks are included in the words in the book, together with a few of the 'tricky' words. The child should be able to read it with only a little help.

Page 22. Sentence Writing.

By now the child should be able to write small sentences. The grammar and spelling may not always be correct in the early stages but with encouragement and teaching these skills will develop.

Pencil Hold.

Keep ensuring that the child has a good pencil hold between the thumb and first two fingers.

The Jolly Phonics Workbooks teach the skills for reading and writing

All the letter sounds of English are introduced (not just the alphabet), with an 'action' for each. Exercises show how to use the letter sounds to read and to spell, along with ways of learning the 'tricky' spellings. The correct way to form each letter is shown and in later Workbooks joined-up (cursive) writing is introduced.

**Jolly
Phonics**

Also available: *Jolly Phonics Videos 1 and 2* (for children), *The Phonics Handbook*, *Finger Phonics books*, *Jolly Phonics Letter Sound Poster* and more. A free Parent/Teachers' guide is available from either address below.

ISBN

1	s a t i p n	1 870946 51 0
2	c k e h r m d	1 870946 52 9
3	g o u l f b	1 870946 53 7
4	ai j oa ie ee or	1 870946 54 5
5	z w ng v oo oo	1 870946 55 3
6	y x ch sh th th	1 870946 56 1
7	qu ou oi ue er ar	1 870946 57 X

© Sue Lloyd, Sara Wernham, Christopher Jolly 1995 (text)

© Lib Stephen 1995 (illustrations)

Printed in Great Britain. All rights reserved

ISBN 1-870946-57-X



Jolly Learning Ltd

www.jollylearning.co.uk info@jollylearning.co.uk

Tailours House, High Road, Chigwell, Essex, IG7 6DL, UK. Tel: 020 8501 0405 Fax: 020 8500 1696
50 Winter Sport Lane, Williston, VT 05495, USA. Tel: 1-800-488-2665 Fax: (802) 864-7626



9 781870 946575